

High-Flow VANGUARD Externally Piloted Regulators

PR300 Models Port Sizes: 3



Model Shown: PR300-24G

- ◆ Inline mounting.
- ◆ Piston-type design.
- ◆ Self-relieving.
- ◆ Pressure gauge.
- ◆ Optional remote sensing.
- ◆ Aluminum body and dome.
- ◆ Flow rates exceeding 4,000 SCFM
- ◆ **NPTF** port threads; optional **BSPP** threads.

Note: Pilot (control) regulators (order separately).

- ◆ General purpose applications order R56M-2, R60-2, R67-2, R100-2, or R380-3
- ◆ Precision applications order IR100-2, R57M-2, IR380-3 or ER valve

SPECIFICATIONS

Ambient/Media Temperature:

40° to 175°F (4° to 79°C).

Body and Dome: Aluminum.

Fluid Media: Compressed air.

Inlet Pressure: 300 psig (21 bar) maximum.

Outlet Pressure: 0 to 200 psig (0 to 14 bar).

NOTE: Outlet pressure depends on the selection of the control regulator.

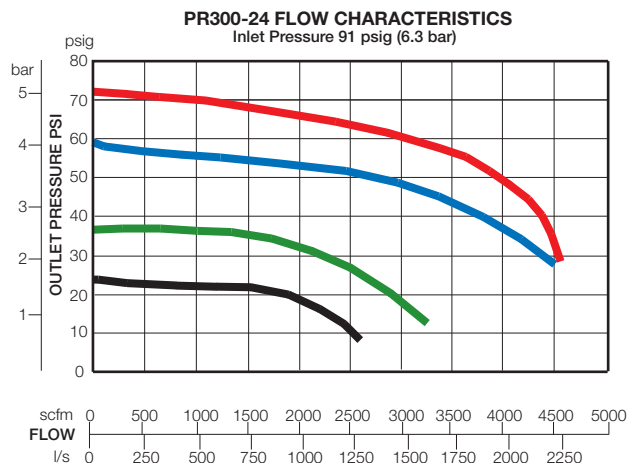
Pilot Ports: 1/4 NPTF.

Pressure Gauge: 0 to 200 psig (14 bar); 1/4 NPT gauge ports front and rear.

Seals: Nitrile, Optional Viton

Valve: Aluminum.


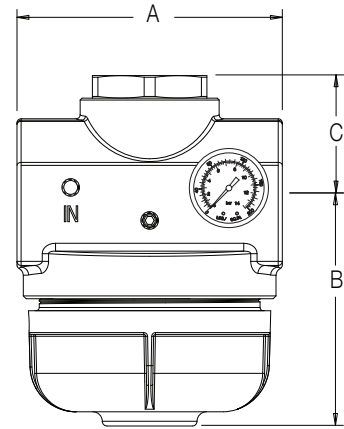
Valve Cap: Aluminum.



DIMENSIONS inches (mm)

A	B	C	Depth †	Weight † lb (kg)
8.40 (214)	7.36 (187)	3.74 (95)	8.00 (203)	21.7 (9.88)

† Less gauge.



ORDERING INFORMATION

Change the letters in the sample model number below to specify the regulator you want.

NOTE: Order a control regulator such as R55M, R56M, R57M, R100, R380, IR100, or IR380 separately.

PR30 0 - 24 A G W

REGULATOR TYPE

- Standard Regulator 0
- Remote Sensing Regulator 1
- Standard Regulator with2
internal Bias spring and gauge
port plugged.
- Remote Sensing Regulator3
with internal Bias spring and
gauge port plugged.

PORT SIZE

- 3 NPTF 24

OPTIONS

- Relieving Leave Blank
- Non-relieving A
- Constant bleed Q
- Option '0' must be chosen
under REGULATOR TYPE.**
- Viton Seals V

PORT TYPE

- NPTF threads Leave Blank
- BSPP threads W

GAUGE OPTION

- None Leave Blank
- 0-200 PSI Gauge G